


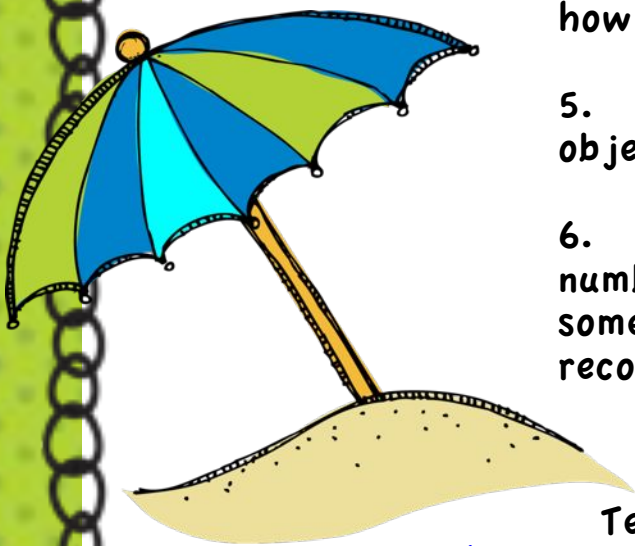
Ways to Make 10 Game



Directions:

This is a game for two players.

1. On your turn, take all 10 objects.
2. Have the other player close his/her eyes.
3. Take away some of the objects. Hide them in your hand or in a box.
4. The other player has to count how many objects are left.
5. Then, he/she guesses how many objects you have hidden.
6. The number of objects left plus the number hidden will equal ten. Write some of the number sentences on your recording sheet.



Teacher Tam 

www.teacherspayteachers.com/Store/Teacher-Tam/Products

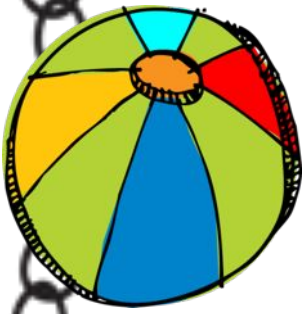
Graphics and backgrounds by KPM Doodles,

www.teachersnotebook.com/shop/KPMDoodles

Borders by Fancy Dog Studio,

www.teachersnotebook.com/shop/fancydogstudio

Fonts by www.ultimatefontdownload.com



Ways to Make 10

$$\underline{\hspace{2cm}} + \underline{\hspace{2cm}} = 10$$




$$\underline{\hspace{2cm}} + \underline{\hspace{2cm}} = 10$$

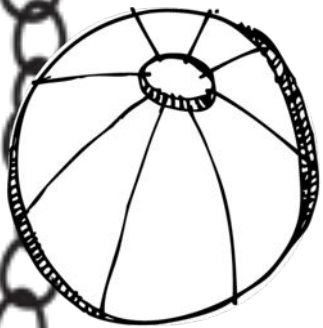
$$\underline{\hspace{2cm}} + \underline{\hspace{2cm}} = 10$$

$$\underline{\hspace{2cm}} + \underline{\hspace{2cm}} = 10$$

$$\underline{\hspace{2cm}} + \underline{\hspace{2cm}} = 10$$

$$\underline{\hspace{2cm}} + \underline{\hspace{2cm}} = 10$$





Ways to Make 10

$$\underline{\hspace{2cm}} + \underline{\hspace{2cm}} = 10$$

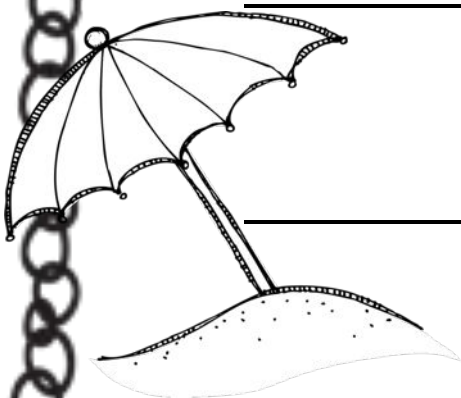
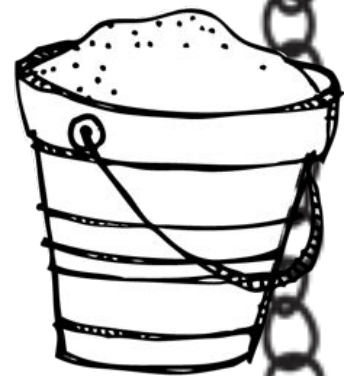
$$\underline{\hspace{2cm}} + \underline{\hspace{2cm}} = 10$$

$$\underline{\hspace{2cm}} + \underline{\hspace{2cm}} = 10$$

$$\underline{\hspace{2cm}} + \underline{\hspace{2cm}} = 10$$

$$\underline{\hspace{2cm}} + \underline{\hspace{2cm}} = 10$$

$$\underline{\hspace{2cm}} + \underline{\hspace{2cm}} = 10$$





Ways to Make 10

$$\underline{\quad\quad} + \underline{\quad\quad} = 10$$

$$\underline{\quad\quad} + \underline{\quad\quad} = 10$$

$$\underline{\quad\quad} + \underline{\quad\quad} = 10$$

$$\underline{\quad\quad} + \underline{\quad\quad} = 10$$

$$\underline{\quad\quad} + \underline{\quad\quad} = 10$$

$$\underline{\quad\quad} + \underline{\quad\quad} = 10$$



Ways to Make 10

$$\underline{\quad\quad} + \underline{\quad\quad} = 10$$

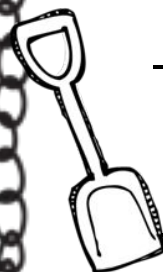
$$\underline{\quad\quad} + \underline{\quad\quad} = 10$$

$$\underline{\quad\quad} + \underline{\quad\quad} = 10$$

$$\underline{\quad\quad} + \underline{\quad\quad} = 10$$

$$\underline{\quad\quad} + \underline{\quad\quad} = 10$$

$$\underline{\quad\quad} + \underline{\quad\quad} = 10$$





I hope you and your students enjoy this product.

Be sure to "follow" me on Teachers Pay Teachers. I always have my new products on sale for 50% off for the first 3 days!


<http://www.teacherspayteachers.com/Store/Teacher-Tam/Products>

To be alerted to new products, special discounts and freebies, please visit my blog:

<http://teachertamseducationaladventures.blogspot.com>

Happy teaching!
Teacher Tam


If you like this product, you might also like:



Summer Fun in the Sun Math & Literacy Pack

Are you ready to start the summer with a splash? If your school goes year-round, you have summer school, or you have a student who just needs some skills review, these fun, summer-themed math and language arts activities are for you!

<http://www.teacherspayteachers.com/Product/Summer-Fun-in-the-Sun-Math-and-Literacy-Pack>



Kindergarten Common Core Based Summer Skills Review Pack

I created this packet to send home with my kinders this summer in order to keep their math and literacy skills sharp! It includes one Common Core based math or literacy activity every weekday for 10 weeks. It also includes a 2-page game board (for some fun review) with 5 types of cards: Addition, subtraction, sight words, CVC words, and sight word sentences.

<http://www.teacherspayteachers.com/Product/Kindergarten-Common-Core-Based-Summer-Skills-Review-Pack>